









ELEZIONI REGIONALI
Consultazione: ELEZIONI REGIONALI 2015
Regione : LIGURIA - Comune di VENTIMIGLIA
Riepilogo voti alle liste regionali sezione per sezione
 Sezioni scrutinate: 26 Su 26 - DATI UFFICIOSI

Sezione									di cui Voti Solo L.Reg.	Totale Voti Validi	Schede Bianche	Schede Nulle	Voti Nulli	VCNAS	Votanti	Iscritti
1	1 (0,35%)	78 (27,37%)	6 (2,11%)	49 (17,19%)	0 (0,00%)	1 (0,35%)	150 (52,63%)	0 (0,00%)	45 (15,79%)	285 (95,96%)	2 (0,67%)	10 (3,37%)	0 (0,00%)	0 (0,00%)	297 (29,32%)	1013
2	0 (0,00%)	47 (17,94%)	18 (6,87%)	67 (25,57%)	0 (0,00%)	0 (0,00%)	130 (49,62%)	0 (0,00%)	62 (23,66%)	262 (96,68%)	1 (0,37%)	8 (2,95%)	0 (0,00%)	0 (0,00%)	271 (30,14%)	899
3	0 (0,00%)	73 (24,41%)	10 (3,34%)	53 (17,73%)	0 (0,00%)	2 (0,67%)	158 (52,84%)	3 (1,00%)	39 (13,04%)	299 (95,53%)	4 (1,28%)	10 (3,19%)	0 (0,00%)	0 (0,00%)	313 (39,08%)	801
4	2 (0,65%)	58 (18,95%)	25 (8,17%)	64 (20,92%)	1 (0,33%)	0 (0,00%)	155 (50,65%)	1 (0,33%)	31 (10,13%)	306 (96,84%)	4 (1,27%)	6 (1,90%)	0 (0,00%)	0 (0,00%)	316 (26,14%)	1209
5	0 (0,00%)	49 (17,50%)	24 (8,57%)	77 (27,50%)	0 (0,00%)	0 (0,00%)	130 (46,43%)	0 (0,00%)	32 (11,43%)	280 (94,28%)	2 (0,67%)	15 (5,05%)	0 (0,00%)	0 (0,00%)	297 (38,52%)	771
6	1 (0,38%)	59 (22,43%)	11 (4,18%)	68 (25,86%)	0 (0,00%)	0 (0,00%)	124 (47,15%)	0 (0,00%)	30 (11,41%)	263 (96,34%)	5 (1,83%)	5 (1,83%)	0 (0,00%)	0 (0,00%)	273 (35,04%)	779
7	0 (0,00%)	52 (17,81%)	18 (6,16%)	103 (35,27%)	0 (0,00%)	0 (0,00%)	118 (40,41%)	1 (0,34%)	32 (10,96%)	292 (95,74%)	3 (0,98%)	10 (3,28%)	0 (0,00%)	0 (0,00%)	305 (38,71%)	788
8	0 (0,00%)	52 (19,48%)	8 (3,00%)	69 (25,84%)	0 (0,00%)	0 (0,00%)	138 (51,69%)	0 (0,00%)	23 (8,61%)	267 (96,39%)	1 (0,36%)	9 (3,25%)	0 (0,00%)	0 (0,00%)	277 (38,37%)	722
9	1 (0,39%)	48 (18,75%)	7 (2,73%)	59 (23,05%)	0 (0,00%)	1 (0,39%)	139 (54,30%)	1 (0,39%)	24 (9,28%)	256 (95,88%)	2 (0,75%)	9 (3,37%)	0 (0,00%)	0 (0,00%)	267 (39,26%)	680
10	0 (0,00%)	58 (18,77%)	19 (6,15%)	80 (25,89%)	0 (0,00%)	0 (0,00%)	152 (49,19%)	0 (0,00%)	24 (7,77%)	309 (96,87%)	2 (0,63%)	8 (2,51%)	0 (0,00%)	0 (0,00%)	319 (44,62%)	715
11	0 (0,00%)	40 (18,96%)	5 (2,37%)	47 (22,27%)	0 (0,00%)	0 (0,00%)	118 (55,92%)	1 (0,47%)	37 (17,54%)	211 (95,48%)	1 (0,45%)	9 (4,07%)	0 (0,00%)	0 (0,00%)	221 (27,18%)	813
12	0 (0,00%)	38 (18,63%)	7 (3,43%)	28 (13,73%)	1 (0,49%)	1 (0,49%)	128 (62,75%)	1 (0,49%)	23 (11,27%)	204 (93,58%)	2 (0,92%)	12 (5,50%)	0 (0,00%)	0 (0,00%)	218 (28,42%)	767
13	1 (0,37%)	51 (18,68%)	15 (5,49%)	69 (25,27%)	1 (0,37%)	3 (1,10%)	132 (48,35%)	1 (0,37%)	41 (15,02%)	273 (95,45%)	2 (0,70%)	11 (3,85%)	0 (0,00%)	0 (0,00%)	286 (34,50%)	829
14	0 (0,00%)	82 (21,30%)	16 (4,16%)	97 (25,19%)	2 (0,52%)	1 (0,26%)	187 (48,57%)	0 (0,00%)	44 (11,43%)	385 (95,53%)	2 (0,50%)	15 (3,72%)	1 (0,25%)	0 (0,00%)	403 (42,69%)	944
15	0 (0,00%)	50 (17,30%)	16 (5,54%)	78 (26,99%)	0 (0,00%)	3 (1,04%)	141 (48,79%)	1 (0,35%)	40 (13,84%)	289 (96,98%)	2 (0,67%)	7 (2,35%)	0 (0,00%)	0 (0,00%)	298 (33,26%)	896
16	0 (0,00%)	86 (25,29%)	9 (2,65%)	60 (17,65%)	2 (0,59%)	1 (0,29%)	180 (52,94%)	2 (0,59%)	39 (11,47%)	340 (97,14%)	5 (1,43%)	5 (1,43%)	0 (0,00%)	0 (0,00%)	350 (35,04%)	999
17	0 (0,00%)	62 (17,51%)	7 (1,98%)	51 (14,41%)	0 (0,00%)	1 (0,28%)	233 (65,82%)	0 (0,00%)	44 (12,43%)	354 (96,99%)	2 (0,55%)	9 (2,47%)	0 (0,00%)	0 (0,00%)	365 (39,50%)	924
18	0 (0,00%)	67 (17,87%)	14 (3,73%)	71 (18,93%)	0 (0,00%)	3 (0,80%)	217 (57,87%)	3 (0,80%)	37 (9,87%)	375 (94,22%)	3 (0,75%)	20 (5,03%)	0 (0,00%)	0 (0,00%)	398 (39,29%)	1013
19	1 (0,23%)	119 (26,98%)	14 (3,17%)	79 (17,91%)	0 (0,00%)	3 (0,68%)	223 (50,57%)	2 (0,45%)	44 (9,98%)	441 (95,66%)	5 (1,08%)	14 (3,04%)	1 (0,22%)	0 (0,00%)	461 (44,89%)	1027
20	0 (0,00%)	71 (20,34%)	15 (4,30%)	98 (28,08%)	0 (0,00%)	2 (0,57%)	163 (46,70%)	0 (0,00%)	35 (10,03%)	349 (95,88%)	5 (1,37%)	10 (2,75%)	0 (0,00%)	0 (0,00%)	364 (43,54%)	836
21	1 (0,26%)	63 (16,58%)	33 (8,68%)	88 (23,16%)	1 (0,26%)	1 (0,26%)	192 (50,53%)	1 (0,26%)	56 (14,74%)	380 (96,94%)	2 (0,51%)	10 (2,55%)	0 (0,00%)	0 (0,00%)	392 (44,90%)	873
22	0 (0,00%)	71 (19,78%)	21 (5,85%)	80 (22,28%)	1 (0,28%)	0 (0,00%)	184 (51,25%)	2 (0,56%)	32 (8,91%)	359 (94,47%)	5 (1,32%)	16 (4,21%)	0 (0,00%)	0 (0,00%)	380 (47,32%)	803
23	0 (0,00%)	40 (14,18%)	13 (4,61%)	84 (29,79%)	0 (0,00%)	0 (0,00%)	144 (51,06%)	1 (0,35%)	42 (14,89%)	282 (95,27%)	5 (1,69%)	9 (3,04%)	0 (0,00%)	0 (0,00%)	296 (37,23%)	795
24	0 (0,00%)	70 (23,65%)	17 (5,74%)	69 (23,31%)	1 (0,34%)	3 (1,01%)	135 (45,61%)	1 (0,34%)	30 (10,14%)	296 (97,05%)	1 (0,33%)	8 (2,62%)	0 (0,00%)	0 (0,00%)	305 (45,52%)	670
25	1 (0,34%)	75 (25,51%)	11 (3,74%)	68 (23,13%)	1 (0,34%)	2 (0,68%)	134 (45,58%)	2 (0,68%)	46 (15,65%)	294 (97,03%)	4 (1,32%)	5 (1,65%)	0 (0,00%)	0 (0,00%)	303 (38,80%)	781
26	0 (0,00%)	79 (23,37%)	20 (5,92%)	102 (30,18%)	0 (0,00%)	0 (0,00%)	137 (40,53%)	0 (0,00%)	48 (14,20%)	338 (96,30%)	3 (0,85%)	10 (2,85%)	0 (0,00%)	0 (0,00%)	351 (46,43%)	756
Tot.	9 (0,11%)	1638 (20,50%)	379 (4,74%)	1858 (23,26%)	11 (0,14%)	28 (0,35%)	4042 (50,59%)	24 (0,30%)	980 (12,27%)	7989 (95,95%)	75 (0,90%)	260 (3,12%)	2 (0,02%)	0 (0,00%)	8326 (37,67%)	22103

Sono considerati e stampati come votanti e elettori solo quelli delle sezioni scrutinate.
 Le percentuali dei voti di lista regionale sono calcolate rispetto al totale dei voti di lista.