












**ELEZIONI COMUNALI**  
**Consultazione: Elezioni Europee - Amministrative Comunali 2014**  
**Comune di VENTIMIGLIA**  
**Riepilogo voti alle liste sezione per sezione**  
 Sezioni scrutinate: 26 Su 26 - DATI UFFICIOSI

Sezione	 PD	 V.C. VERSO	 V. NEL CUORE	 FRONTAL	 PROG. VENTI	 F.I.L.	 LEGA N.	 FAL P. VENTI	 FR.ITA-AN	 INSIEME	 MOVIMENTO	Voti Solo Sindaco	Totale Voti Validi	Schede Bianche	Schede Nulle	Voti Nulli	VCNAS	Votanti	Iscritti
1	58 (13.71%)	8 (1.89%)	24 (5.67%)	25 (5.91%)	26 (6.15%)	128 (30.26%)	8 (1.89%)	13 (3.07%)	28 (6.62%)	47 (11.11%)	58 (13.71%)	2 (0.47%)	425 (94.87%)	3 (0.67%)	20 (4.46%)	0 (0.00%)	0 (0.00%)	448 (43.24%)	1036
2	69 (18.55%)	7 (1.88%)	9 (2.42%)	18 (4.84%)	20 (5.38%)	117 (31.45%)	11 (2.96%)	12 (3.23%)	32 (8.60%)	33 (8.87%)	44 (11.83%)	12 (3.13%)	384 (95.05%)	5 (1.24%)	15 (3.71%)	0 (0.00%)	0 (0.00%)	404 (48.04%)	841
3	74 (16.12%)	14 (3.05%)	13 (2.83%)	21 (4.58%)	25 (5.45%)	139 (30.28%)	11 (2.40%)	30 (6.54%)	22 (4.79%)	46 (10.02%)	64 (13.94%)	9 (1.92%)	468 (95.51%)	5 (1.02%)	17 (3.47%)	0 (0.00%)	0 (0.00%)	490 (59.68%)	821
4	84 (20.24%)	13 (3.13%)	11 (2.65%)	17 (4.10%)	45 (10.84%)	107 (25.78%)	13 (3.13%)	18 (4.34%)	15 (3.61%)	41 (9.88%)	51 (12.29%)	12 (2.81%)	427 (95.10%)	6 (1.34%)	16 (3.56%)	0 (0.00%)	0 (0.00%)	449 (36.44%)	1232
5	66 (16.75%)	10 (2.54%)	6 (1.52%)	27 (6.85%)	35 (8.88%)	119 (30.20%)	7 (1.78%)	15 (3.81%)	15 (3.81%)	45 (11.42%)	49 (12.44%)	9 (2.23%)	403 (94.38%)	4 (0.94%)	20 (4.68%)	0 (0.00%)	0 (0.00%)	427 (54.19%)	788
6	79 (19.36%)	9 (2.21%)	11 (2.70%)	10 (2.45%)	35 (8.58%)	105 (25.74%)	10 (2.45%)	27 (6.62%)	24 (5.88%)	36 (8.82%)	62 (15.20%)	7 (1.69%)	415 (95.84%)	1 (0.23%)	17 (3.93%)	0 (0.00%)	0 (0.00%)	433 (54.74%)	791
7	106 (26.17%)	14 (3.46%)	6 (1.48%)	10 (2.47%)	23 (5.68%)	81 (20.00%)	15 (3.70%)	10 (2.47%)	35 (8.64%)	44 (10.86%)	61 (15.06%)	9 (2.17%)	414 (97.64%)	2 (0.47%)	8 (1.89%)	0 (0.00%)	0 (0.00%)	424 (53.27%)	796
8	75 (19.95%)	7 (1.86%)	21 (5.59%)	12 (3.19%)	15 (3.99%)	94 (25.00%)	22 (5.85%)	29 (7.71%)	15 (3.99%)	39 (10.37%)	47 (12.50%)	3 (0.79%)	379 (91.33%)	6 (1.45%)	30 (7.23%)	0 (0.00%)	0 (0.00%)	415 (56.54%)	734
9	73 (17.30%)	7 (1.66%)	29 (6.87%)	31 (7.35%)	14 (3.32%)	128 (30.33%)	8 (1.90%)	52 (12.32%)	8 (1.90%)	27 (6.40%)	45 (10.66%)	5 (1.17%)	427 (96.39%)	7 (1.58%)	9 (2.03%)	0 (0.00%)	0 (0.00%)	443 (63.47%)	698
10	100 (21.55%)	12 (2.59%)	56 (12.07%)	13 (2.80%)	19 (4.09%)	99 (21.34%)	20 (4.31%)	21 (4.53%)	15 (3.23%)	50 (10.78%)	59 (12.72%)	3 (0.64%)	467 (95.70%)	3 (0.61%)	18 (3.69%)	0 (0.00%)	0 (0.00%)	488 (66.39%)	735
11	50 (13.48%)	14 (3.77%)	37 (9.97%)	16 (4.31%)	19 (5.12%)	97 (26.15%)	12 (3.23%)	34 (9.16%)	17 (4.58%)	36 (9.70%)	39 (10.51%)	12 (3.13%)	383 (92.74%)	4 (0.97%)	26 (6.30%)	0 (0.00%)	0 (0.00%)	413 (48.65%)	849
12	24 (6.50%)	8 (2.17%)	65 (17.62%)	14 (3.79%)	14 (3.79%)	133 (36.04%)	4 (1.08%)	39 (10.57%)	12 (3.25%)	24 (6.50%)	32 (8.67%)	4 (1.07%)	373 (93.02%)	4 (1.00%)	24 (5.99%)	0 (0.00%)	0 (0.00%)	401 (50.38%)	796
13	63 (14.72%)	7 (1.64%)	94 (21.96%)	12 (2.80%)	20 (4.67%)	98 (22.90%)	18 (4.21%)	30 (7.01%)	14 (3.27%)	40 (9.35%)	32 (7.48%)	6 (1.38%)	434 (93.74%)	3 (0.65%)	26 (5.62%)	0 (0.00%)	0 (0.00%)	463 (55.58%)	833
14	99 (18.44%)	26 (4.84%)	27 (5.03%)	17 (3.17%)	27 (5.03%)	137 (25.51%)	14 (2.61%)	66 (12.29%)	20 (3.72%)	50 (9.31%)	54 (10.06%)	11 (2.01%)	548 (96.99%)	3 (0.53%)	14 (2.48%)	0 (0.00%)	0 (0.00%)	565 (59.47%)	950
15	87 (18.67%)	12 (2.58%)	28 (6.01%)	19 (4.08%)	24 (5.15%)	113 (24.25%)	20 (4.29%)	35 (7.51%)	15 (3.22%)	38 (8.15%)	75 (16.09%)	14 (2.92%)	480 (96.97%)	6 (1.21%)	9 (1.82%)	0 (0.00%)	0 (0.00%)	495 (55.00%)	900
16	84 (15.38%)	17 (3.11%)	36 (6.59%)	26 (4.76%)	29 (5.31%)	133 (24.36%)	33 (6.04%)	37 (6.78%)	15 (2.75%)	66 (12.09%)	70 (12.82%)	13 (2.33%)	559 (95.72%)	5 (0.86%)	20 (3.42%)	0 (0.00%)	0 (0.00%)	584 (58.23%)	1003
17	83 (16.24%)	7 (1.37%)	24 (4.70%)	14 (2.74%)	44 (8.61%)	139 (27.20%)	25 (4.89%)	32 (6.26%)	10 (1.96%)	66 (12.92%)	67 (13.11%)	14 (2.67%)	525 (94.94%)	7 (1.27%)	21 (3.80%)	0 (0.00%)	0 (0.00%)	553 (59.46%)	930
18	73 (11.87%)	45 (7.32%)	19 (3.09%)	23 (3.74%)	46 (7.48%)	168 (27.32%)	22 (3.58%)	13 (2.11%)	16 (2.60%)	133 (21.63%)	57 (9.27%)	10 (1.60%)	625 (97.20%)	4 (0.62%)	14 (2.18%)	0 (0.00%)	0 (0.00%)	643 (62.19%)	1034
19	67 (10.03%)	20 (2.99%)	27 (4.04%)	29 (4.34%)	63 (9.43%)	122 (18.26%)	27 (4.04%)	40 (5.99%)	26 (3.89%)	144 (21.56%)	103 (15.42%)	8 (1.18%)	676 (96.85%)	2 (0.29%)	20 (2.87%)	0 (0.00%)	0 (0.00%)	698 (67.05%)	1041
20	100 (22.52%)	14 (3.15%)	5 (1.13%)	19 (4.28%)	32 (7.21%)	119 (26.80%)	10 (2.25%)	21 (4.73%)	28 (6.31%)	46 (10.36%)	50 (11.26%)	16 (3.48%)	460 (92.00%)	5 (1.00%)	35 (7.00%)	0 (0.00%)	0 (0.00%)	500 (59.17%)	845
21	81 (17.12%)	18 (3.81%)	11 (2.33%)	21 (4.44%)	43 (9.09%)	129 (27.27%)	6 (1.27%)	19 (4.02%)	26 (5.50%)	62 (13.11%)	57 (12.05%)	1 (0.21%)	474 (92.94%)	5 (0.98%)	31 (6.08%)	0 (0.00%)	0 (0.00%)	510 (57.82%)	882
22	84 (17.18%)	18 (3.68%)	12 (2.45%)	25 (5.11%)	36 (7.36%)	136 (27.81%)	11 (2.25%)	21 (4.29%)	27 (5.52%)	53 (10.84%)	66 (13.50%)	2 (0.41%)	491 (95.53%)	2 (0.39%)	21 (4.09%)	0 (0.00%)	0 (0.00%)	514 (62.91%)	817
23	94 (22.01%)	7 (1.64%)	7 (1.64%)	14 (3.28%)	33 (7.73%)	125 (29.27%)	14 (3.28%)	18 (4.22%)	21 (4.92%)	35 (8.20%)	59 (13.82%)	5 (1.16%)	432 (96.43%)	4 (0.89%)	12 (2.68%)	0 (0.00%)	0 (0.00%)	448 (56.14%)	798
24	93 (23.13%)	14 (3.48%)	7 (1.74%)	18 (4.48%)	30 (7.46%)	108 (26.87%)	13 (3.23%)	14 (3.48%)	25 (6.22%)	21 (5.22%)	59 (14.68%)	5 (1.23%)	407 (91.67%)	9 (2.03%)	28 (6.31%)	0 (0.00%)	0 (0.00%)	444 (67.37%)	659
25	82 (19.43%)	17 (4.03%)	16 (3.79%)	16 (3.79%)	27 (6.40%)	101 (23.93%)	14 (3.32%)	25 (5.92%)	25 (5.92%)	34 (8.06%)	65 (15.40%)	15 (3.43%)	437 (93.58%)	12 (2.57%)	18 (3.85%)	0 (0.00%)	0 (0.00%)	467 (58.23%)	802
26	115 (26.08%)	49 (11.11%)	7 (1.59%)	18 (4.08%)	19 (4.31%)	84 (19.05%)	16 (3.63%)	8 (1.81%)	28 (6.35%)	32 (7.26%)	65 (14.74%)	10 (2.22%)	451 (94.95%)	7 (1.47%)	17 (3.58%)	0 (0.00%)	0 (0.00%)	475 (63.00%)	754
<b>Tot.</b>	<b>2063</b> (17.56%)	<b>394</b> (3.35%)	<b>608</b> (5.18%)	<b>485</b> (4.13%)	<b>763</b> (6.50%)	<b>3059</b> (26.04%)	<b>384</b> (3.27%)	<b>679</b> (5.78%)	<b>534</b> (4.55%)	<b>1288</b> (10.96%)	<b>1490</b> (12.68%)	<b>217</b> (1.81%)	<b>11964</b> (95.00%)	<b>124</b> (0.98%)	<b>506</b> (4.02%)	<b>0</b> (0.00%)	<b>0</b> (0.00%)	<b>12594</b> (56.31%)	<b>22365</b>

I voti validi comprendono anche i voti contestati provvisoriamente assegnati.  
 Sono considerati e stampati come votanti e elettori solo quelli delle sezioni scrutinate.  
 Le percentuali dei voti di lista sono calcolate rispetto al totale dei voti di lista.  
 La percentuale dei voti al solo sindaco è calcolata rispetto al totale dei voti validi.