












Comune di VENTIMIGLIA - CIRCOSCRIZIONE ITALIA NORD-OVEST
Elezioni Europee - Consultazione: Elezioni Europee - Amministrative Comunali 2014

Riepilogo voti alle liste per sezione

Sezioni scrutinate: 26 su 26 - Ultimo aggiornamento 26/05/2014-3.36 - DATI UFFICIOSI

Sez.	 VERDI	 ITA.VALORI	 L'ALTRA EUROPA TSIPRAS	 M.S.STEL	 FR.IT.AN	 SC.EUROPA	 IO CAMBIO	 F.I.	 NCD-UDC	 PD	 LEGANORD	Totale Voti Validi	Schede Bianche	Schede Nulle	Voti Nulli	VCNAS	Votanti	Iscritti
1	6 (1.44%)	3 (0.72%)	9 (2.15%)	113 (27.03%)	31 (7.42%)	2 (0.48%)	1 (0.24%)	130 (31.10%)	8 (1.91%)	89 (21.29%)	26 (6.22%)	418 (93.72%)	14 (3.14%)	14 (3.14%)	0	0	446 (52.97%)	842
2	5 (1.36%)	2 (0.54%)	11 (3.00%)	81 (22.07%)	27 (7.36%)	1 (0.27%)	1 (0.27%)	120 (32.70%)	10 (2.72%)	91 (24.80%)	18 (4.90%)	367 (92.91%)	9 (2.28%)	19 (4.81%)	0	0	395 (55.56%)	711
3	8 (1.75%)	2 (0.44%)	20 (4.38%)	117 (25.60%)	33 (7.22%)	4 (0.88%)	0	131 (28.67%)	5 (1.09%)	113 (24.73%)	24 (5.25%)	457 (94.03%)	15 (3.09%)	14 (2.88%)	0	0	486 (61.44%)	791
4	5 (1.23%)	1 (0.25%)	29 (7.16%)	106 (26.17%)	16 (3.95%)	2 (0.49%)	0	99 (24.44%)	17 (4.20%)	98 (24.20%)	32 (7.90%)	405 (92.05%)	9 (2.05%)	26 (5.91%)	0	0	440 (49.89%)	882
5	8 (2.06%)	1 (0.26%)	13 (3.34%)	98 (25.19%)	14 (3.60%)	3 (0.77%)	0	131 (33.68%)	9 (2.31%)	94 (24.16%)	18 (4.63%)	389 (91.75%)	12 (2.83%)	23 (5.42%)	0	0	424 (55.64%)	762
6	3 (0.77%)	2 (0.51%)	15 (3.83%)	119 (30.36%)	31 (7.91%)	3 (0.77%)	4 (1.02%)	100 (25.51%)	3 (0.77%)	93 (23.72%)	19 (4.85%)	392 (92.67%)	13 (3.07%)	18 (4.26%)	0	0	423 (62.02%)	682
7	4 (0.99%)	1 (0.25%)	17 (4.20%)	111 (27.41%)	27 (6.67%)	1 (0.25%)	0	86 (21.23%)	8 (1.98%)	128 (31.60%)	22 (5.43%)	405 (95.97%)	5 (1.18%)	12 (2.84%)	0	0	422 (61.70%)	684
8	3 (0.83%)	2 (0.55%)	4 (1.10%)	98 (27.00%)	14 (3.86%)	0	0	115 (31.68%)	3 (0.83%)	96 (26.45%)	28 (7.71%)	363 (87.47%)	23 (5.54%)	29 (6.99%)	0	0	415 (58.45%)	710
9	4 (1.03%)	5 (1.29%)	9 (2.33%)	88 (22.74%)	16 (4.13%)	1 (0.26%)	1 (0.26%)	138 (35.66%)	13 (3.36%)	102 (26.36%)	10 (2.58%)	387 (87.36%)	17 (3.84%)	39 (8.80%)	0	0	443 (65.92%)	672
10	8 (1.79%)	3 (0.67%)	9 (2.01%)	120 (26.79%)	32 (7.14%)	5 (1.12%)	2 (0.45%)	117 (26.12%)	6 (1.34%)	118 (26.34%)	28 (6.25%)	448 (92.95%)	13 (2.70%)	21 (4.36%)	0	0	482 (67.60%)	713
11	6 (1.58%)	2 (0.53%)	4 (1.05%)	114 (30.00%)	21 (5.53%)	0	5 (1.32%)	124 (32.63%)	13 (3.42%)	72 (18.95%)	19 (5.00%)	380 (92.68%)	13 (3.17%)	17 (4.15%)	0	0	410 (56.16%)	730
12	2 (0.57%)	4 (1.14%)	5 (1.42%)	86 (24.50%)	18 (5.13%)	3 (0.85%)	3 (0.85%)	151 (43.02%)	4 (1.14%)	51 (14.53%)	24 (6.84%)	351 (88.19%)	19 (4.77%)	28 (7.04%)	0	0	398 (57.43%)	693
13	5 (1.22%)	3 (0.73%)	18 (4.39%)	104 (25.37%)	20 (4.88%)	6 (1.46%)	2 (0.49%)	133 (32.44%)	7 (1.71%)	90 (21.95%)	22 (5.37%)	410 (90.31%)	17 (3.74%)	27 (5.95%)	0	0	454 (57.98%)	783
14	7 (1.35%)	3 (0.58%)	18 (3.48%)	118 (22.82%)	20 (3.87%)	1 (0.19%)	1 (0.19%)	145 (28.05%)	9 (1.74%)	154 (29.79%)	41 (7.93%)	517 (93.66%)	12 (2.17%)	23 (4.17%)	0	0	552 (61.20%)	902
15	10 (2.16%)	2 (0.43%)	13 (2.81%)	120 (25.97%)	20 (4.33%)	3 (0.65%)	2 (0.43%)	123 (26.62%)	13 (2.81%)	121 (26.19%)	35 (7.58%)	462 (95.06%)	8 (1.65%)	16 (3.29%)	0	0	486 (59.27%)	820
16	7 (1.30%)	1 (0.19%)	17 (3.15%)	159 (29.44%)	19 (3.52%)	2 (0.37%)	0	174 (32.22%)	5 (0.93%)	125 (23.15%)	31 (5.74%)	540 (93.91%)	19 (3.30%)	16 (2.78%)	0	0	575 (60.34%)	953
17	0	8 (1.60%)	11 (2.20%)	134 (26.85%)	25 (5.01%)	3 (0.60%)	2 (0.40%)	176 (35.27%)	3 (0.60%)	91 (18.24%)	46 (9.22%)	499 (90.89%)	17 (3.10%)	33 (6.01%)	0	0	549 (61.34%)	895
18	7 (1.18%)	6 (1.01%)	19 (3.21%)	131 (22.13%)	36 (6.08%)	6 (1.01%)	4 (0.68%)	155 (26.18%)	13 (2.20%)	155 (26.18%)	60 (10.14%)	592 (92.36%)	18 (2.81%)	31 (4.84%)	0	0	641 (63.40%)	1011
19	9 (1.41%)	5 (0.78%)	14 (2.19%)	239 (37.40%)	31 (4.85%)	2 (0.31%)	1 (0.16%)	151 (23.63%)	11 (1.72%)	126 (19.72%)	50 (7.82%)	639 (92.34%)	13 (1.88%)	40 (5.78%)	0	0	692 (69.20%)	1000
20	7 (1.53%)	2 (0.44%)	16 (3.49%)	100 (21.79%)	30 (6.54%)	2 (0.44%)	3 (0.65%)	110 (23.97%)	2 (0.44%)	154 (33.55%)	33 (7.19%)	459 (92.54%)	15 (3.02%)	21 (4.23%)	0	1 (0.20%)	496 (68.41%)	725
21	5 (1.06%)	3 (0.64%)	19 (4.03%)	101 (21.40%)	28 (5.93%)	5 (1.06%)	2 (0.42%)	132 (27.97%)	18 (3.81%)	143 (30.30%)	16 (3.39%)	472 (93.28%)	15 (2.96%)	19 (3.75%)	0	0	506 (67.11%)	754
22	4 (0.85%)	1 (0.21%)	21 (4.45%)	121 (25.64%)	27 (5.72%)	1 (0.21%)	0	125 (26.48%)	11 (2.33%)	131 (27.75%)	30 (6.36%)	472 (93.28%)	15 (2.96%)	19 (3.75%)	0	0	506 (68.66%)	737
23	2 (0.49%)	4 (0.99%)	15 (3.69%)	89 (21.92%)	22 (5.42%)	3 (0.74%)	1 (0.25%)	95 (23.40%)	12 (2.96%)	137 (33.74%)	26 (6.40%)	406 (92.06%)	14 (3.17%)	21 (4.76%)	0	0	441 (64.66%)	682
24	4 (0.97%)	2 (0.48%)	19 (4.59%)	106 (25.60%)	36 (8.70%)	1 (0.24%)	3 (0.72%)	92 (22.22%)	11 (2.66%)	119 (28.74%)	21 (5.07%)	414 (93.88%)	7 (1.59%)	20 (4.54%)	0	0	441 (69.67%)	633
25	0	2 (0.48%)	9 (2.16%)	134 (32.21%)	23 (5.53%)	2 (0.48%)	1 (0.24%)	90 (21.63%)	19 (4.57%)	116 (27.88%)	20 (4.81%)	416 (89.66%)	7 (1.51%)	41 (8.84%)	0	0	464 (59.56%)	779
26	7 (1.58%)	3 (0.68%)	13 (2.93%)	114 (25.68%)	18 (4.05%)	0	3 (0.68%)	85 (19.14%)	10 (2.25%)	165 (37.16%)	26 (5.86%)	444 (94.27%)	10 (2.12%)	17 (3.61%)	0	0	471 (64.17%)	734
Tot.	136 (1.18%)	73 (0.63%)	367 (3.19%)	3021 (26.26%)	635 (5.52%)	62 (0.54%)	42 (0.37%)	3228 (28.06%)	243 (2.11%)	2972 (25.83%)	725 (6.30%)	11504 (92.34%)	349 (2.80%)	604 (4.85%)	0	1 (0.01%)	12458 (61.43%)	20280

Le percentuali dei voti di lista sono calcolate rispetto al totale dei voti di lista validi, mentre le restanti sono calcolate rispetto al totale votanti