












Elezioni Comunali
 Consultazione: Elezioni Europee - Amministrative Comunali 2019
 Comune di VENTIMIGLIA
 Voti liste per sezione per Sezione
 Sezioni scrutinate: 26 Su 26 - DATI UFFICIOSI

Sezione	 BALL.SIND.	 ENR.IOC.SI	 VENT.XTE	 PD.IOC.SI	 FORZAITAL	 FRATELLIT	 LEGA S.	 VENT.CUORE	 SCULLI.SIND	 RI.COM.FALZ	 VOGLD.RIC	Totale Voti Validi Liste	Solo Cand. Sind.	Schede Bianche	Schede Nulle	Voti Nulli	VCNAS	Votanti	Iscritti
1	32 (7.49%)	66 (15.46%)	25 (5.85%)	52 (12.18%)	37 (8.67%)	47 (11.01%)	81 (18.97%)	7 (1.64%)	62 (14.52%)	7 (1.64%)	11 (2.58%)	427 (92.22%)	28 (6.05%)	4 (0.86%)	4 (0.86%)	0	0	463 (45.98%)	1007
2	24 (6.61%)	54 (14.88%)	11 (3.03%)	57 (15.70%)	28 (7.71%)	34 (9.37%)	82 (22.59%)	13 (3.58%)	51 (14.05%)	6 (1.65%)	3 (0.83%)	363 (91.67%)	27 (6.82%)	4 (1.01%)	2 (0.51%)	0	0	396 (36.91%)	1073
3	57 (12.69%)	51 (11.36%)	19 (4.23%)	54 (12.03%)	37 (8.24%)	57 (12.69%)	93 (20.71%)	11 (2.45%)	55 (12.25%)	4 (0.89%)	11 (2.45%)	449 (88.74%)	32 (6.32%)	4 (0.79%)	21 (4.15%)	0	0	506 (63.17%)	801
4	62 (15.05%)	64 (15.53%)	14 (3.40%)	52 (12.62%)	34 (8.25%)	33 (8.01%)	74 (17.96%)	4 (0.97%)	53 (12.86%)	3 (0.73%)	19 (4.61%)	412 (88.79%)	36 (7.76%)	4 (0.86%)	12 (2.59%)	0	0	464 (39.26%)	1182
5	40 (10.42%)	75 (19.53%)	9 (2.34%)	52 (13.54%)	36 (9.38%)	35 (9.11%)	67 (17.45%)	10 (2.60%)	41 (10.68%)	4 (1.04%)	15 (3.91%)	384 (93.43%)	20 (4.87%)	1 (0.24%)	6 (1.46%)	0	0	411 (55.17%)	745
6	32 (8.79%)	50 (13.74%)	17 (4.67%)	53 (14.56%)	30 (8.24%)	43 (11.81%)	72 (19.78%)	6 (1.65%)	32 (8.79%)	18 (4.95%)	11 (3.02%)	364 (91.69%)	19 (4.79%)	2 (0.50%)	12 (3.02%)	0	0	397 (54.16%)	733
7	47 (11.08%)	66 (15.57%)	19 (4.48%)	76 (17.92%)	36 (8.49%)	45 (10.61%)	63 (14.86%)	4 (0.94%)	51 (12.03%)	13 (3.07%)	4 (0.94%)	424 (91.97%)	19 (4.12%)	2 (0.43%)	16 (3.47%)	0	0	461 (58.65%)	786
8	36 (8.70%)	38 (9.18%)	19 (4.59%)	62 (14.98%)	35 (8.45%)	29 (7.00%)	119 (28.74%)	17 (4.11%)	49 (11.84%)	5 (1.21%)	5 (1.21%)	414 (91.19%)	20 (4.41%)	3 (0.66%)	17 (3.74%)	0	0	454 (63.50%)	715
9	46 (13.26%)	59 (17.00%)	17 (4.90%)	46 (13.26%)	35 (10.09%)	15 (4.32%)	70 (20.17%)	19 (5.48%)	38 (10.95%)	1 (0.29%)	1 (0.29%)	347 (93.03%)	11 (2.95%)	2 (0.54%)	13 (3.49%)	0	0	373 (59.39%)	628
10	25 (5.92%)	42 (9.95%)	14 (3.32%)	60 (14.22%)	34 (8.06%)	46 (10.90%)	112 (26.54%)	38 (9.00%)	39 (9.24%)	7 (1.66%)	5 (1.18%)	422 (87.19%)	45 (9.30%)	2 (0.41%)	15 (3.10%)	0	0	484 (68.75%)	704
11	30 (8.75%)	45 (13.12%)	10 (2.92%)	40 (11.66%)	31 (9.04%)	44 (12.83%)	47 (13.70%)	36 (10.50%)	51 (14.87%)	3 (0.87%)	3 (1.75%)	343 (90.26%)	29 (7.63%)	3 (0.79%)	5 (1.32%)	0	0	380 (49.10%)	774
12	40 (11.17%)	32 (8.94%)	14 (3.91%)	37 (10.34%)	33 (9.22%)	38 (10.61%)	56 (15.64%)	37 (10.34%)	41 (11.45%)	9 (2.51%)	21 (5.87%)	358 (91.33%)	24 (6.12%)	4 (1.02%)	6 (1.53%)	0	0	392 (56.00%)	700
13	34 (8.15%)	59 (14.15%)	5 (1.20%)	75 (17.99%)	20 (4.80%)	40 (9.59%)	74 (17.75%)	48 (11.51%)	40 (9.59%)	6 (1.44%)	16 (3.84%)	417 (89.48%)	33 (7.08%)	2 (0.43%)	14 (3.00%)	0	0	466 (57.60%)	809
14	93 (17.48%)	72 (13.53%)	34 (6.39%)	56 (10.53%)	49 (9.21%)	35 (6.58%)	101 (18.98%)	17 (3.20%)	65 (12.22%)	8 (1.50%)	2 (0.38%)	532 (93.17%)	30 (5.25%)	1 (0.18%)	8 (1.40%)	0	0	571 (58.09%)	983
15	44 (10.14%)	73 (16.82%)	25 (5.76%)	67 (15.44%)	27 (6.22%)	56 (12.90%)	70 (16.13%)	5 (1.15%)	62 (14.29%)	1 (0.23%)	4 (0.92%)	434 (91.75%)	23 (4.86%)	6 (1.27%)	10 (2.11%)	0	0	473 (53.21%)	889
16	77 (13.12%)	74 (12.61%)	13 (2.21%)	78 (13.29%)	54 (9.20%)	47 (8.01%)	149 (25.38%)	25 (4.26%)	56 (9.54%)	10 (1.70%)	4 (0.68%)	587 (93.32%)	28 (4.45%)	4 (0.64%)	10 (1.59%)	0	0	629 (62.34%)	1009
17	68 (13.63%)	59 (11.82%)	9 (1.80%)	76 (15.23%)	31 (6.21%)	51 (10.22%)	147 (29.46%)	12 (2.40%)	38 (7.62%)	6 (1.20%)	6 (0.40%)	499 (93.45%)	20 (3.75%)	4 (0.75%)	11 (2.06%)	0	0	534 (59.60%)	896
18	124 (19.50%)	87 (13.68%)	7 (1.10%)	69 (10.85%)	93 (14.62%)	66 (10.38%)	107 (16.82%)	22 (3.46%)	53 (8.33%)	3 (0.47%)	5 (0.79%)	636 (91.38%)	30 (4.31%)	7 (1.01%)	23 (3.30%)	0	0	696 (67.70%)	1028
19	88 (13.79%)	106 (16.61%)	25 (3.92%)	50 (7.84%)	53 (8.31%)	46 (7.21%)	192 (30.09%)	15 (2.35%)	49 (7.68%)	10 (1.57%)	4 (0.63%)	638 (92.33%)	31 (4.49%)	2 (0.29%)	20 (2.89%)	0	0	691 (65.87%)	1049
20	43 (10.14%)	65 (15.33%)	10 (2.36%)	59 (13.92%)	25 (5.90%)	45 (10.61%)	88 (20.75%)	7 (1.65%)	64 (15.09%)	10 (2.36%)	8 (1.89%)	424 (87.97%)	44 (9.13%)	3 (0.62%)	11 (2.28%)	0	0	482 (58.92%)	818
21	60 (12.68%)	73 (15.43%)	20 (4.23%)	64 (13.53%)	42 (8.88%)	50 (10.57%)	79 (16.70%)	4 (0.85%)	66 (13.95%)	10 (2.11%)	5 (1.06%)	473 (92.38%)	14 (2.73%)	2 (0.39%)	23 (4.49%)	0	0	512 (60.16%)	851
22	52 (11.48%)	51 (11.26%)	16 (3.53%)	64 (14.13%)	26 (5.74%)	45 (9.93%)	105 (23.18%)	5 (1.10%)	71 (15.67%)	11 (2.43%)	7 (1.55%)	453 (91.52%)	26 (5.25%)	1 (0.20%)	15 (3.03%)	0	0	495 (62.82%)	788
23	58 (13.55%)	69 (16.12%)	17 (3.97%)	61 (14.25%)	28 (6.54%)	36 (8.41%)	88 (20.56%)	12 (2.80%)	51 (11.92%)	6 (1.40%)	6 (0.47%)	428 (93.04%)	23 (5.00%)	2 (0.43%)	7 (1.52%)	0	0	460 (59.13%)	778
24	26 (6.47%)	51 (12.69%)	24 (5.97%)	64 (15.92%)	38 (9.45%)	37 (9.20%)	81 (20.15%)	5 (1.24%)	62 (15.42%)	12 (2.99%)	12 (0.50%)	402 (92.20%)	7 (1.61%)	5 (1.15%)	15 (3.44%)	7 (1.61%)	0	436 (64.78%)	673
25	25 (5.52%)	81 (17.88%)	15 (3.31%)	80 (17.66%)	24 (5.30%)	57 (12.58%)	98 (21.63%)	6 (1.32%)	63 (13.91%)	1 (0.22%)	3 (0.66%)	453 (93.40%)	24 (4.95%)	4 (0.82%)	4 (0.82%)	0	0	485 (60.40%)	803
26	32 (6.77%)	73 (15.43%)	20 (4.23%)	98 (20.72%)	33 (6.98%)	35 (7.40%)	81 (17.12%)	10 (2.11%)	74 (15.64%)	14 (2.96%)	3 (0.63%)	473 (93.48%)	16 (3.16%)	6 (1.19%)	11 (2.17%)	0	0	506 (65.54%)	772
Tot.	1295 (11.21%)	1635 (14.15%)	428 (3.70%)	1602 (13.86%)	949 (8.21%)	1112 (9.62%)	2396 (20.73%)	395 (3.42%)	1377 (11.92%)	188 (1.63%)	179 (1.55%)	11556 (91.59%)	659 (5.22%)	84 (0.67%)	311 (2.46%)	7 (0.06%)	0	12617 (57.37%)	21994

I voti validi comprendono anche i voti contestati e provvisoriamente assegnati.
 Le percentuali dei voti di lista sono calcolate sul totale dei voti di lista, mentre le restanti sono calcolate rispetto al totale votanti.